



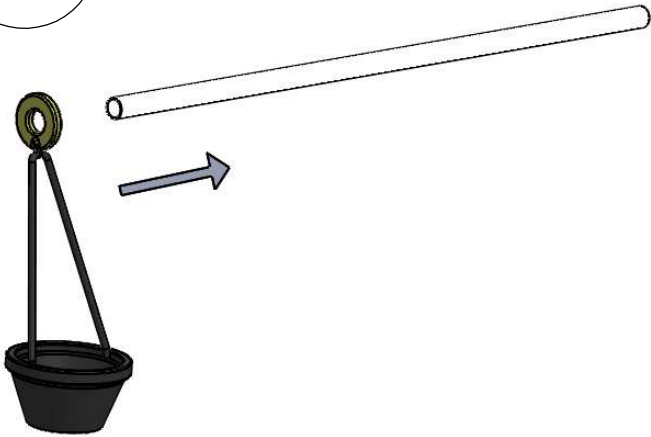


Nr	Σ	Element	DIN	ELEMENT
43	4		DIN 1587	M8
58	1		-	LOCTITE
84	4		ISO 7380	M8x35
88	2		-	ALUZ RR

1



2

