







INST_80_123

Nr:	Σ	Element:	
4	16x	DIN 125 - 10x20	
21	16x	DIN 125 - 8x16	
22	16x	DIN 125 - 6x12	
24	16x	ISO 7380 - M6x16	
56	8x	ISO 7380 - M10x30	
57	8x	DIN 1587 - M10	
147	16x	BN M6x10	